


# Smart Bench Solution Proposal




# Komforto MX 190

- Dimension:
- 190 x 890 x 810-850
- Shelf for waste contained could be mounted on the back



# Tablo X 190

- Dimension:
- 190 x 890 x 810-850
- Shelf for waste contained could be monted on the back



## Tablo X 190



Version with narrow drawers and nitrogen generator, the shelf for waste container could be on the left side of the enclosure




Version with space for operator, with monitor arm, waste container and keyboard shelf with additional shelf on the right side

# Tablo X 84 and Stabilo 118

- Dimension:
- 118 x 810 x 810-850
- 84 x 970 x 810-850
- Shelf for waste contained could be mounted on the back

Wheel and leveling legs

Separate drawers on wheels  
Wide version



## Tablo X 84



Version with nitrogen generator.

## Bench for MS only

- Dimension:
- 530 x 890 x 810-850
- Additional shelf above noise cancelling enclosure



# Bench for MS and CASTORE generator

- Dimension:
- 1250 x 890 x 810-850
- The depth was adjusted to make it possible to deliver the bench thru 90 cm door
- Additional shelf above noise cancelling enclosure
- CASTORE XL is deeper than the bench





# Bench for MS and operator

- Dimension:
- 1250 x 890 x 810-850
- The depth was adjusted to make it possible to deliver the bench thru 90 cm door
- Additional shelf above noise cancelling enclosure
- The same design like for CASTORE version with additional shelf for keyboard



# Design of the bench

- There is sound and visual alarm of overheating.
- There are fans at the back of the enclosure
- There is platform for the pump for vibration removal.
- It's possible to add electric sockets at the back
- It's possible to add logo on the enclosure front cover





[www-lni-swissgas.eu](http://www-lni-swissgas.eu)